OCCITANIE BASKETBALL

ETUDE STATISTIQUE

01/03/2021

Ligue Occitanie de Basket-Ball

Etude Statistique - Mars 2021

au 1er Mars 2021 par rapport au 1er Mars 2020

01/03/2021	Total	Total D-1	Total Masc	Evol Masc/ D-1	Total Masc D-1	Total Fem	Evol Fem /D-1	Total Fem D-1
09-Ariège	1027	1229	608	-113	721	419	-89	508
30-Gard	2567	3138	1718	-358	2076	849	-213	1062
31-Haute Garonne	9312	10591	5891	-787	6678	3421	-492	3913
32-Gers	1963	2438	909	-232	1141	1054	-243	1297
34- Hérault	4164	5214	2896	-746	3642	1268	-304	1572
65-Hautes Pyrénées	1748	2119	787	-215	1002	961	-156	1117
81-Tarn	1937	2551	1194	-402	1596	743	-212	955
11/66 - Aude - Pyrénées Orientales	2709	3300	1871	-374	2245	838	-217	1055
12/48 -Aveyron -Lozère	1696	2417	828	-356	1184	868	-365	1233
46/82 - Quercy Garonne	1949	2390	1123	-251	1374	826	-190	1016
Ligue Occitanie	**29072**	**35387**	**17825**	**-3834**	**21659**	**11247**	**-2481**	**13728**
	-17,8%							

Saison 2019/2020	PAR RAPPORT A LA FIN DE SAISON DERNIERE ET POURCENTAGE							
	Total	Pourc. Lic	Total Masc	Ecart	Pourc. Lic	Total Fem	Ecart	Pourc. Lic
09-Ariège	1235	83,16%	726	-118	83,75%	509	-90	82,32%
30-Gard	3154	81,39%	2087	-369	82,32%	1067	-218	79,57%
31-Haute Garonne	10608	87,78%	6687	-796	88,10%	3921	-500	87,25%
32-Gers	2455	79,96%	1148	-239	79,18%	1307	-253	80,64%
34- Hérault	5242	79,44%	3661	-765	79,10%	1581	-313	80,20%
65-Hautes Pyrénées	2121	82,41%	1003	-216	78,46%	1118	-157	85,96%
81-Tarn	2570	75,37%	1610	-416	74,16%	960	-217	77,40%
11/66 - Aude - Pyrénées Orientales	3315	81,72%	2257	-386	82,90%	1058	-220	79,21%
12/48 -Aveyron -Lozère	2428	69,85%	1191	-363	69,52%	1237	-369	70,17%
46/82 - Quercy Garonne	2406	81,01%	1384	-261	81,14%	1022	-196	80,82%
Ligue Occitanie	**35534**	**82%**	**21754**	**-3929**	**82%**	**13780**	**-2533**	**82%**

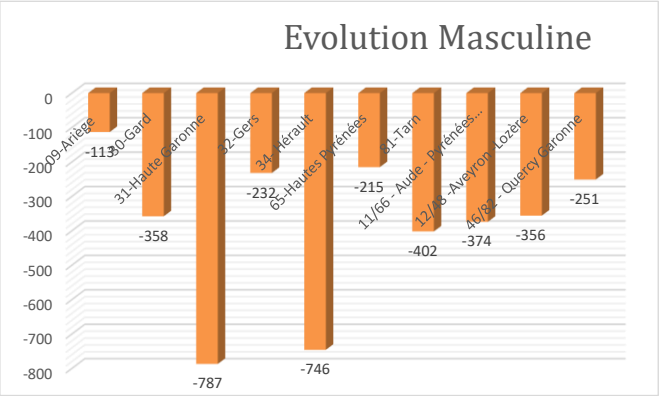

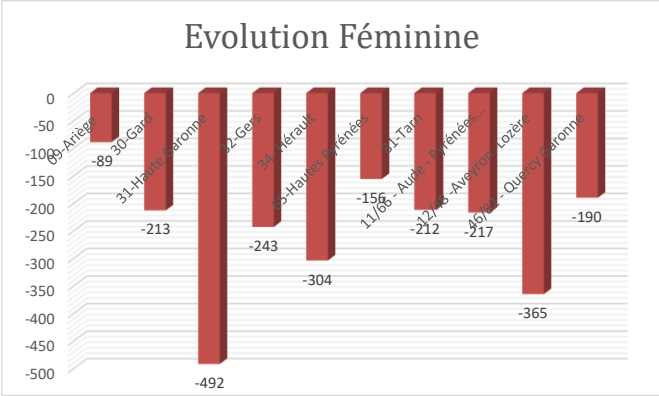

Ligue Occitanie de Basket-Ball

Etude Statistique - Mars 2021

au 1er Mars 2021 par rapport au 1er Mars 2020

	Féminines			Masculins			Total		
01/03/2021	Seniors	Jeunes	MiniBasket	Seniors	Jeunes	MiniBasket	Seniors	Jeunes	MiniBasket
09-Ariège	136	177	106	201	253	154	337	430	260
30-Gard	233	411	205	502	764	452	735	1175	657
31-Haute Garonne	1115	1389	917	1730	2340	1821	2845	3729	2738
32-Gers	367	400	287	407	275	227	774	675	514
34- Hérault	389	532	347	837	1205	854	1226	1737	1201
65-Hautes Pyrénées	326	425	210	367	256	164	693	681	374
81-Tarn	210	318	215	398	487	309	608	805	524
11/66 - Aude - Pyrénées Orientales	309	310	219	631	734	506	940	1044	725
12/48 -Aveyron -Lozère	294	347	227	339	311	178	633	658	405
46/82 - Quercy Garonne	248	323	255	369	425	329	617	748	584
LIGUE OCCITANIE	3627	4632	2988	5781	7050	4994	9408	11682	7982
Ecart /saison 2019-2020	-892	-417	-1224	-1431	-701	-1797	-2323	-1118	-3021

	Féminines			Masculins			Total		
Saison 2019/2020	Seniors	Jeunes	MiniBasket	Seniors	Jeunes	MiniBasket	Seniors	Jeunes	MiniBasket
09-Ariège	172	189	148	234	266	226	406	455	374
30-Gard	318	467	282	655	850	582	973	1317	864
31-Haute Garonne	1305	1456	1160	2017	2423	2247	3322	3879	3407
32-Gers	447	451	409	491	335	322	938	786	731
34- Hérault	530	596	455	1205	1376	1080	1735	1972	1535
65-Hautes Pyrénées	358	432	328	454	276	273	812	708	601
81-Tarn	306	350	304	523	596	491	829	946	795
11/66 - Aude - Pyrénées Orientales	408	352	298	746	823	688	1154	1175	986
12/48 -Aveyron -Lozère	363	424	450	462	358	371	825	782	821
46/82 - Quercy Garonne	312	332	378	425	448	511	737	780	889
LIGUE OCCITANIE	4519	5049	4212	7212	7751	6791	11731	12800	11003

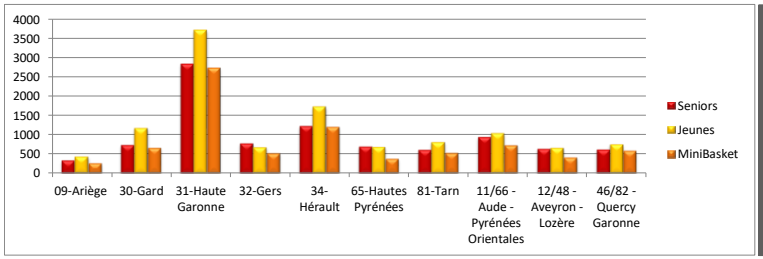

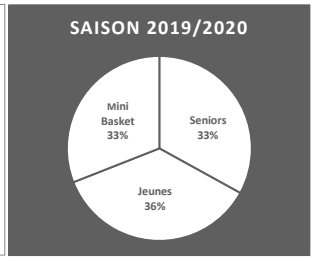

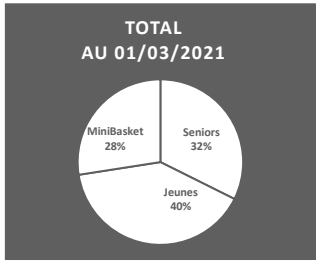

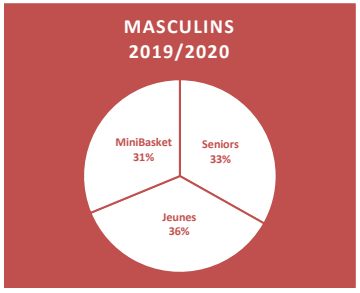

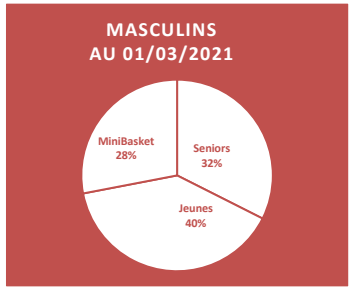

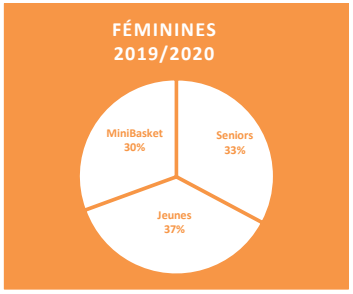

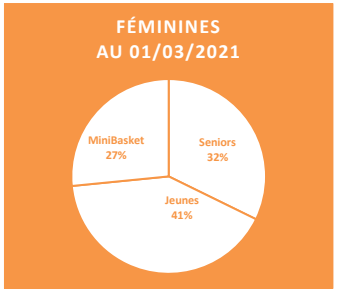

Ligue Occitanie de Basket-Ball

Etude Statistique - Mars 2021
au 1er Mars 2021 par rapport au 1er Mars 2020

Comités	Total Masc	Total Fem	TOTAL
09-Ariège	608	419	1027
30-Gard	1718	849	2567
31-Haute Garonne	5891	3421	9312
32-Gers	909	1054	1963
34- Hérault	2896	1268	4164
65-Hautes Pyrénées	787	961	1748
81-Tarn	1194	743	1937
11/66 - Aude - Pyrénées Orientales	1871	838	2709
12/48 -Aveyron -Lozère	828	868	1696
46/82 -Quercy Garonne	1123	826	1949
LIGUE OCCITANIE	17825	11247	29072

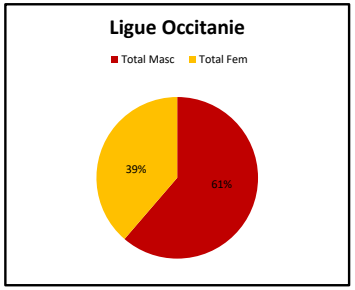

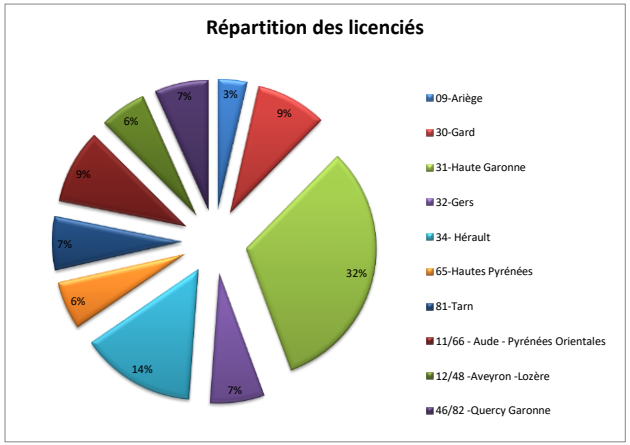

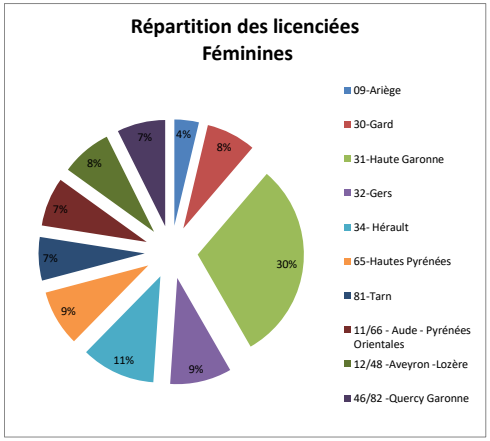

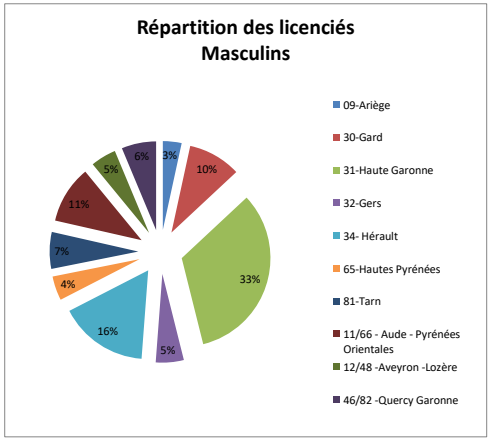

Ligue Occitanie de Basket-Ball

Etude Statistique - Mars 2021
au 1er Mars 2021 par rapport au 1er Mars 2020

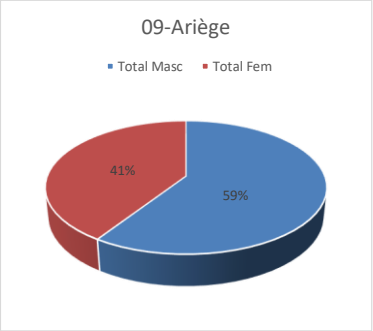

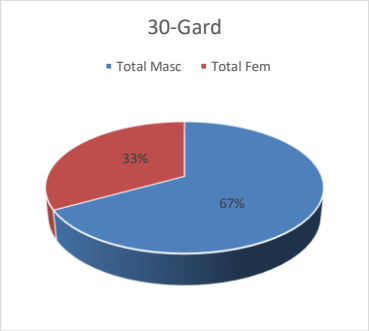

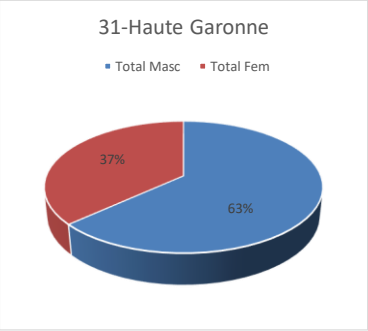

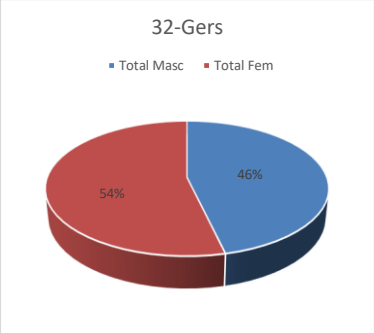

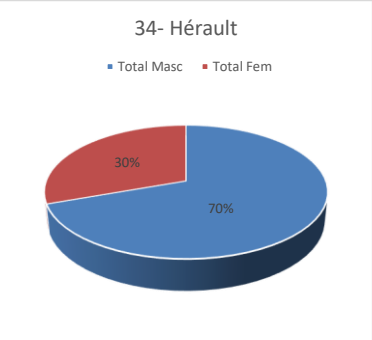

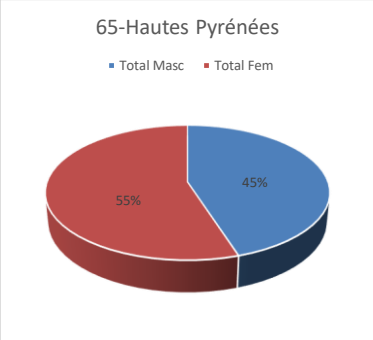

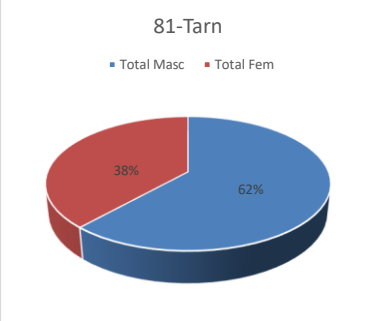

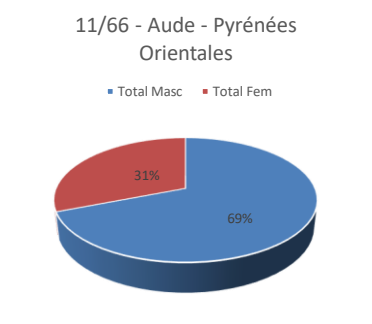

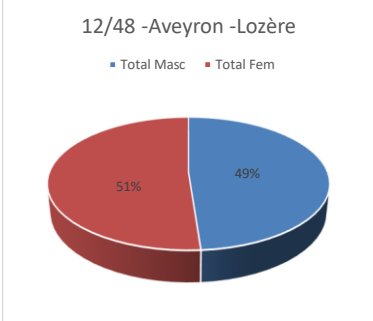

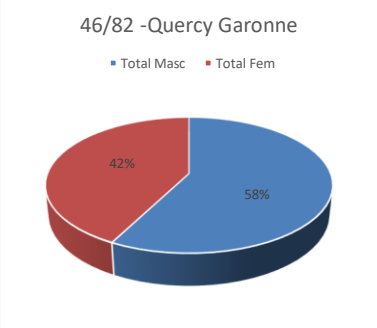

Ligue Occitanie de Basket-Ball

Etude Statistique - Mars 2021

au 1er Mars 2021 par rapport au 1er Mars 2020

	Octobre			Novembre			Décembre			Janvier			Février			Mars			Avril			Mai			Juin		
	Total	Masc.	Fem.	Total	Masc.	Fem.	Total	Masc.	Fem.	Total	Masc.	Fem.	Total	Masc.	Fem.	Total	Masc.	Fem.	Total	Masc.	Fem.	Total	Masc.	Fem.	Total	Masc.	Fem.
09-Ariège	836	491	345	1007	599	408	1010	600	410	1016	602	414	1027	608	419	1027	608	419									
30-Gard	1869	1267	602	2486	1671	815	2507	1682	825	2526	1696	830	2558	1714	844	2567	1718	849									
31-Haute Garonne	7570	4762	2808	8974	5685	3289	9102	5764	3338	9217	5839	3378	9305	5887	3418	9312	5891	3421									
32-Gers	1481	679	802	1910	880	1030	1919	883	1036	1926	887	1039	1963	909	1054	1963	909	1054									
34- Hérault	2772	1921	851	4043	2809	1234	4066	2825	1241	4102	2854	1248	4155	2891	1264	4164	2896	1268									
65-Hautes Pyrénées	1391	628	763	1721	771	950	1725	772	953	1732	775	957	1746	787	959	1748	787	961									
81-Tarn	1252	747	505	1815	1125	690	1838	1136	702	1879	1163	716	1932	1191	741	1937	1194	743									
11/66 - Aude - Pyrénées Orientales	1739	1206	533	2577	1776	801	2595	1789	806	2632	1816	816	2700	1865	835	2709	1871	838									
12/48 -Aveyron -Lozère	1118	522	596	1637	794	843	1641	797	844	1660	805	855	1688	821	867	1696	828	868									
46/82 - Quercy Garonne	1366	767	599	1880	1080	800	1893	1088	805	1924	1104	820	1939	1115	824	1949	1123	826									
Ligue Occitanie	21394	12990	8404	28050	17190	#####	28296	17336	10960	28614	17541	11073	29013	17788	11225	29072	17825	11247				0	0	0	0	0	0

Total	Octobre	Novembre	Décembre	Janvier	Février	Mars	Avril	Mai	Juin
09-Ariège	836	1007	1010	1016	1027	1027			
30-Gard	1869	2486	2507	2526	2558	2567			
31-Haute Garonne	7570	8974	9102	9217	9305	9312			
32-Gers	1481	1910	1919	1926	1963	1963			
34- Hérault	2772	4043	4066	4102	4155	4164			
65-Hautes Pyrénées	1391	1721	1725	1732	1746	1748			
81-Tarn	1252	1815	1838	1879	1932	1937			
11/66 - Aude - Pyrénées Orientales	1739	2577	2595	2632	2700	2709			
12/48 -Aveyron -Lozère	1118	1637	1641	1660	1688	1696			
46/82 - Quercy Garonne	1366	1880	1893	1924	1939	1949			
Ligue Occitanie	21394	28050	28296	28614	29013	#####			

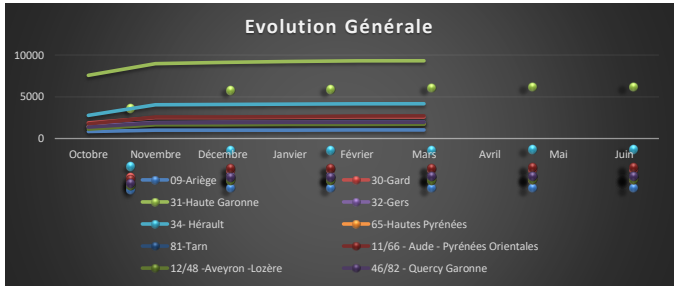

Féminin	Octobre	Novembre	Décembre	Janvier	Février	Mars	Avril	Mai	Juin
09-Ariège	345	408	410	414	419	419			
30-Gard	602	815	825	830	844	849			
31-Haute Garonne	2808	3289	3338	3378	3418	3421			
32-Gers	802	1030	1036	1039	1054	1054			
34- Hérault	851	1234	1241	1248	1264	1268			
65-Hautes Pyrénées	763	950	953	957	959	961			
81-Tarn	505	690	702	716	741	743			
11/66 - Aude - Pyrénées Orientales	533	801	806	816	835	838			
12/48 -Aveyron -Lozère	596	843	844	855	867	868			
46/82 - Quercy Garonne	599	800	805	820	824	826			
Ligue Occitanie	8404	10860	10960	11073	11225	#####			

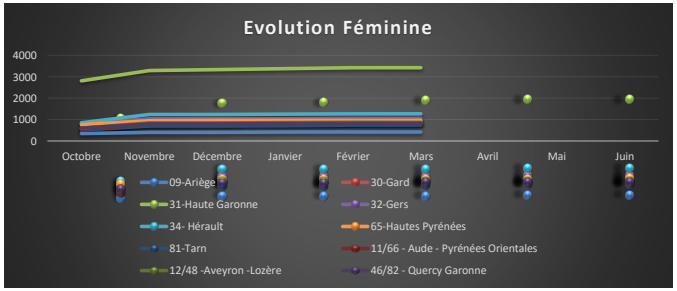

Masculin	Octobre	Novembre	Décembre	Janvier	Février	Mars	Avril	Mai	Juin
09-Ariège	491	599	600	602	608	608			
30-Gard	1267	1671	1682	1696	1714	1718			
31-Haute Garonne	4762	5685	5764	5839	5887	5891			
32-Gers	679	880	883	887	909	909			
34- Hérault	1921	2809	2825	2854	2891	2896			
65-Hautes Pyrénées	628	771	772	775	787	787			
81-Tarn	747	1125	1136	1163	1191	1194			
11/66 - Aude - Pyrénées Orientales	1206	1776	1789	1816	1865	1871			
12/48 -Aveyron -Lozère	522	794	797	805	821	828			
46/82 - Quercy Garonne	767	1080	1088	1104	1115	1123			
Ligue Occitanie	12990	17190	17336	17541	17788	#####			

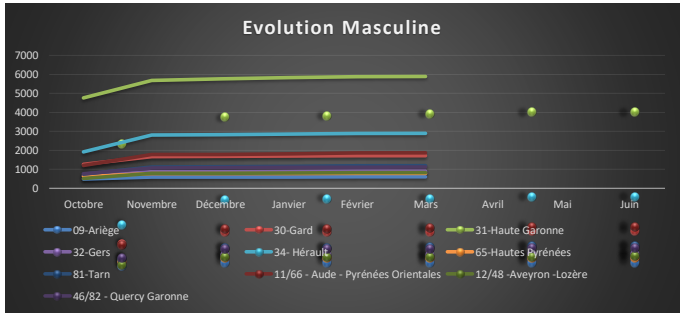

Ligue Occitanie de Basket-Ball

Etude Statistique - Mars 2021

au 1er Mars 2021 par rapport au 1er Mars 2020

Evolution des licenciés mois par mois

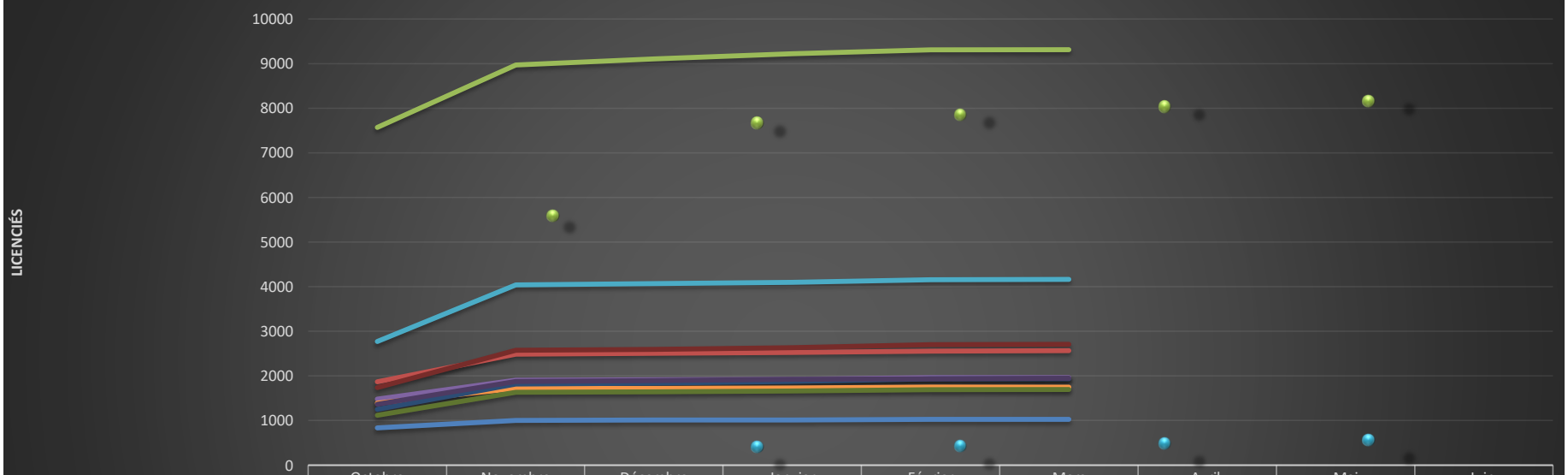

	Octobre	Novembre	Décembre	Janvier	Février	Mars	Avril	Mai	Juin
09-Ariège	836	1007	1010	1016	1027	1027			
30-Gard	1869	2486	2507	2526	2558	2567			
31-Haute Garonne	7570	8974	9102	9217	9305	9312			
32-Gers	1481	1910	1919	1926	1963	1963			
34- Hérault	2772	4043	4066	4102	4155	4164			
65-Hautes Pyrénées	1391	1721	1725	1732	1746	1748			
81-Tarn	1252	1815	1838	1879	1932	1937			
11/66 - Aude - Pyrénées Orientales	1739	2577	2595	2632	2700	2709			
12/48 -Aveyron -Lozère	1118	1637	1641	1660	1688	1696			
46/82 - Quercy Garonne	1366	1880	1893	1924	1939	1949			

Ligue Occitanie de Basket-Ball

Etude Statistique - Mars 2021

au 1er Mars 2021 par rapport au 1er Mars 2020

Evolution des licenciées féminines

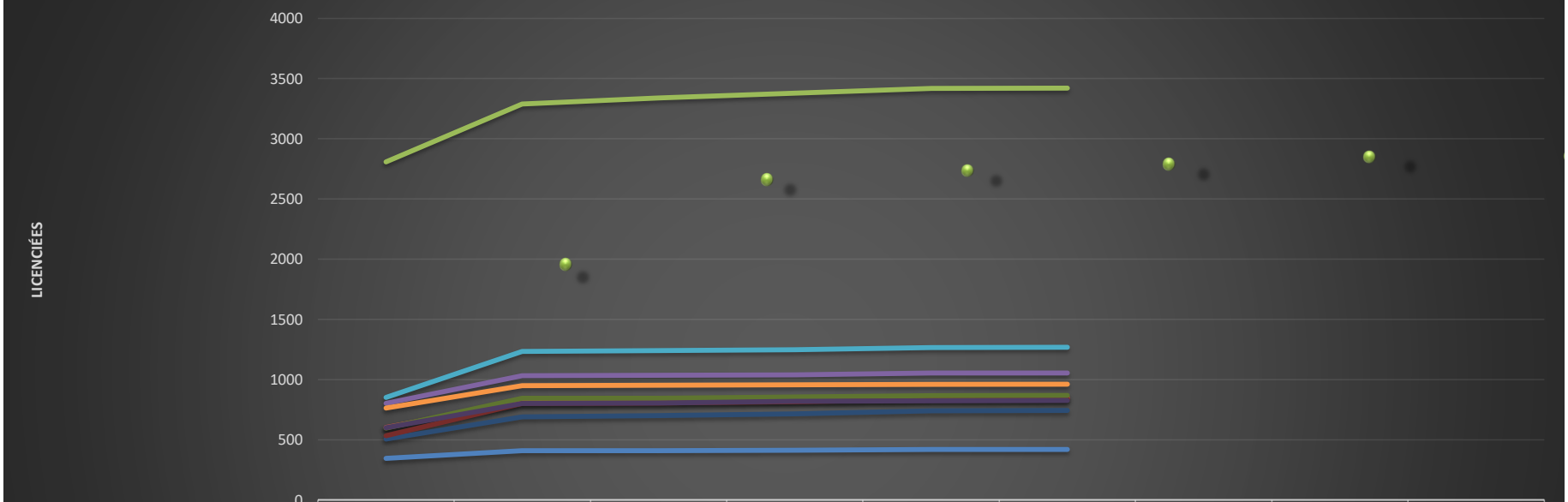

	Octobre	Novembre	Décembre	Janvier	Février	Mars	Avril	Mai	Juin
09-Ariège	345	408	410	414	419	419			
30-Gard	602	815	825	830	844	849			
31-Haute Garonne	2808	3289	3338	3378	3418	3421			
32-Gers	802	1030	1036	1039	1054	1054			
34- Hérault	851	1234	1241	1248	1264	1268			
65-Hautes Pyrénées	763	950	953	957	959	961			
81-Tarn	505	690	702	716	741	743			
11/66 - Aude - Pyrénées Orientales	533	801	806	816	835	838			
12/48 -Aveyron -Lozère	596	843	844	855	867	868			
46/82 - Quercy Garonne	599	800	805	820	824	826			

Ligue Occitanie de Basket-Ball

Etude Statistique - Mars 2021

au 1er Mars 2021 par rapport au 1er Mars 2020

Evolution des licenciés masculins

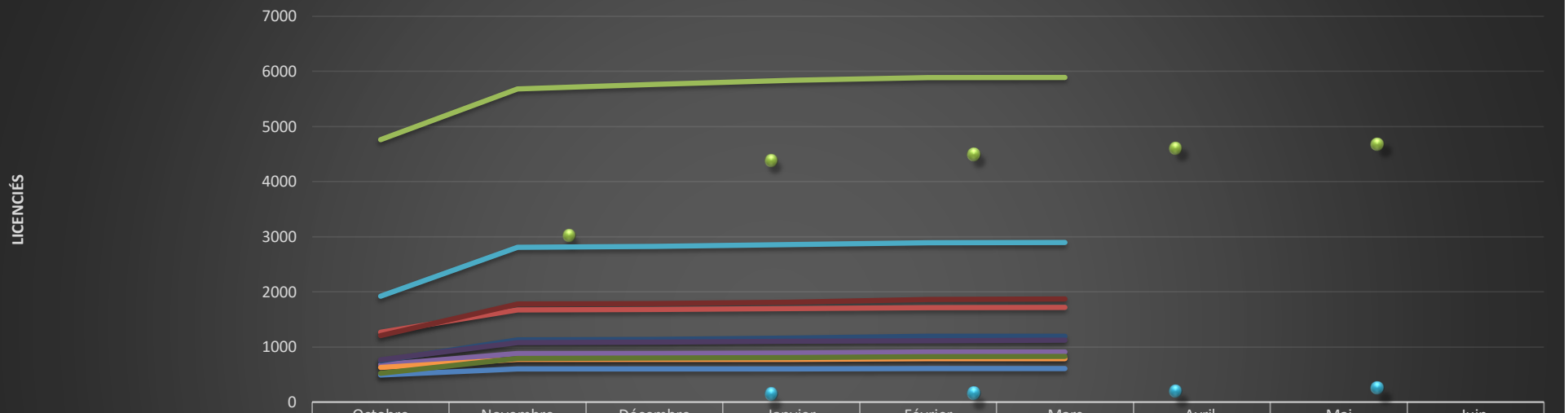

	Octobre	Novembre	Décembre	Janvier	Février	Mars	Avril	Mai	Juin
09-Ariège	491	599	600	602	608	608			
30-Gard	1267	1671	1682	1696	1714	1718			
31-Haute Garonne	4762	5685	5764	5839	5887	5891			
32-Gers	679	880	883	887	909	909			
34- Hérault	1921	2809	2825	2854	2891	2896			
65-Hautes Pyrénées	628	771	772	775	787	787			
81-Tarn	747	1125	1136	1163	1191	1194			
11/66 - Aude - Pyrénées Orientales	1206	1776	1789	1816	1865	1871			
12/48 -Aveyron -Lozère	522	794	797	805	821	828			
46/82 - Quercy Garonne	767	1080	1088	1104	1115	1123			

Ligue Occitanie de Basket-Ball

Etude Statistique - Mars 2021

au 1er Mars 2021 par rapport au 1er Mars 2020

LICENCES HORS CLUBS

01/03/2021	Contact Basket	Micro-Basket	Total
09-Ariège	453	0	453
30-Gard	67	0	67
31-Haute Garonne	172	0	172
32-Gers	452	0	452
34- Hérault	1729	0	1729
65-Hautes Pyrénées	291	0	291
81-Tarn	673	0	673
11/66 - Aude - Pyrénées Orientales	618	0	618
12/48 -Aveyron -Lozère	1191	0	1191
46/82 -Quercy Garonne	24	0	24
LIGUE OCCITANIE	**5670**	**0**	**5670**

FFBB	**67617**	**75**	**67 692**

Contact Basket = Avenir / Santé / OBE /OBC /OBL /OBU

Ligue Occitanie de Basket-Ball

Etude Statistique - Mars 2021
au 1er Mars 2021 par rapport au 1er Mars 2020

Total	U7	U9	U11	U13	U15	U17	U20	Seniors	Total
09-Ariège	41	92	127	124	148	118	66	311	1027
30-Gard	132	221	304	363	352	326	199	670	2567
31-Haute Garonne	496	999	1243	1279	1193	930	658	2514	9312
32-Gers	85	197	232	223	212	177	151	686	1963
34- Hérault	185	406	610	622	555	460	224	1102	4164
65-Hautes Pyrénées	54	109	211	219	222	176	141	616	1748
81-Tarn	100	157	267	304	242	188	132	547	1937
11/66 - Aude - Pyrénées Orientales	132	238	355	384	351	219	196	834	2709
12/48 -Aveyron -Lozère	79	145	181	243	202	151	133	562	1696
46/82 - Quercy Garonne	87	227	270	260	250	182	106	567	1949
LIGUE OCCITANIE	1391	2791	3800	4021	3727	2927	2006	8409	29072

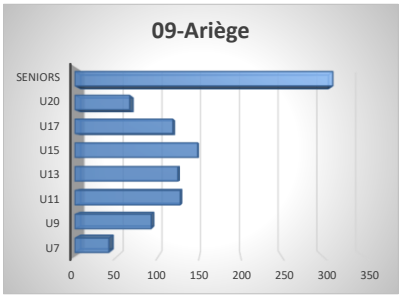

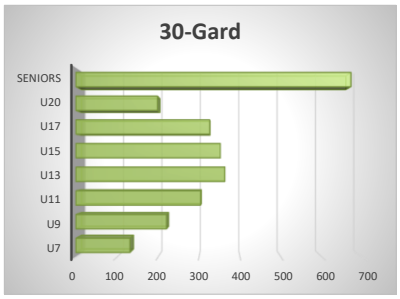

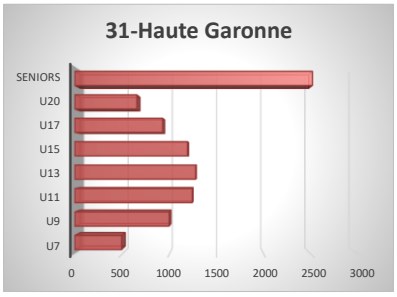

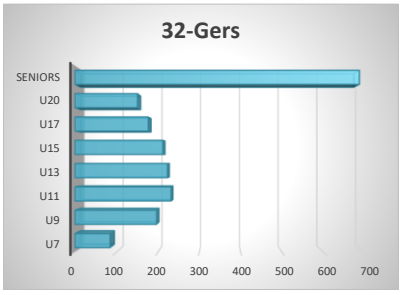

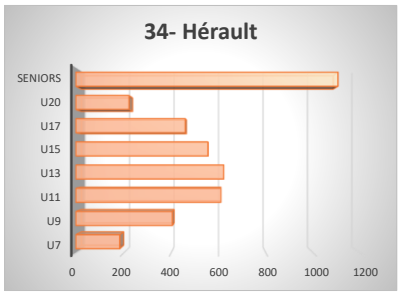

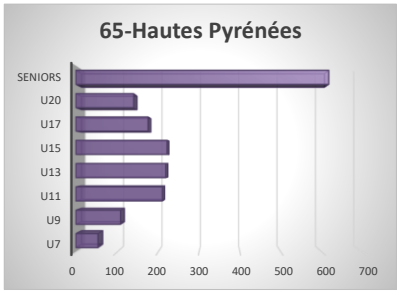

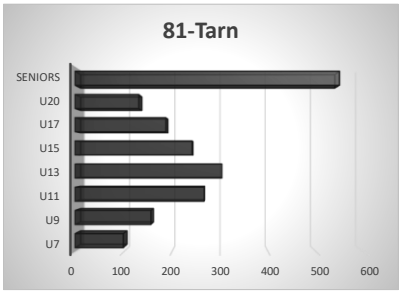

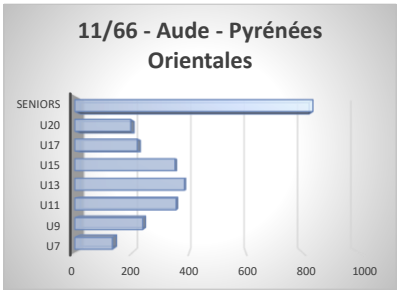

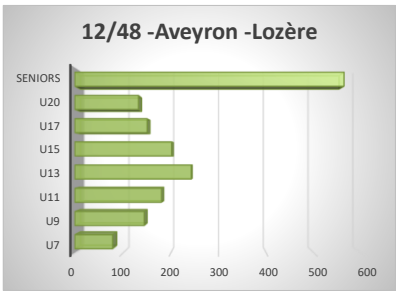

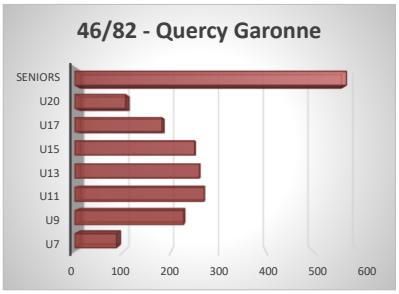

Ligue Occitanie de Basket-Ball

Etude Statistique - Mars 2021
au 1er Mars 2021 par rapport au 1er Mars 2020

Masculin	U7	U9	U11	U13	U15	U17	U20	Seniors	Total
09-Ariège	24	65	65	84	92	63	31	184	608
30-Gard	94	159	199	203	218	238	150	457	1718
31-Haute Garonne	356	683	782	771	729	625	404	1541	5891
32-Gers	42	82	103	79	85	82	71	365	909
34- Hérault	146	305	403	394	409	346	143	750	2896
65-Hautes Pyrénées	25	45	94	70	86	78	51	338	787
81-Tarn	61	92	156	168	142	131	84	360	1194
11/66 - Aude - Pyrénées Orientales	101	155	250	259	245	165	145	551	1871
12/48 -Aveyron -Lozère	31	66	81	114	104	69	58	305	828
46/82 - Quercy Garonne	41	130	158	152	144	100	68	330	1123
LIGUE OCCITANIE	921	1782	2291	2294	2254	1897	1205	5181	17825

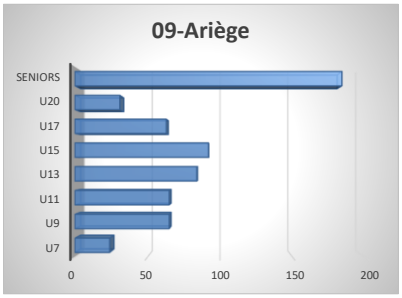

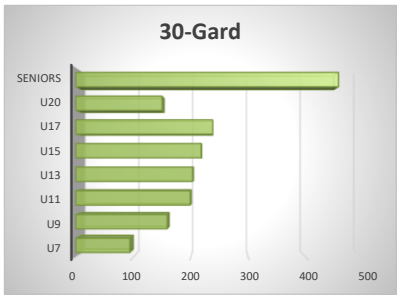

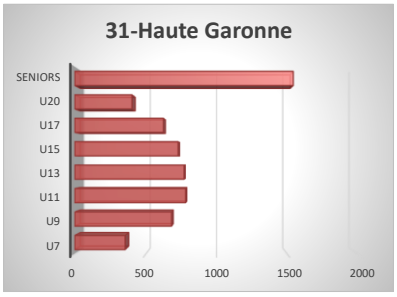

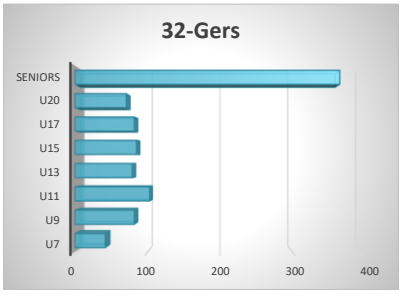

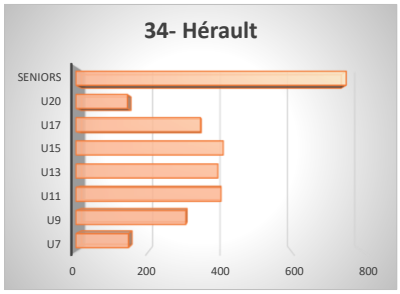

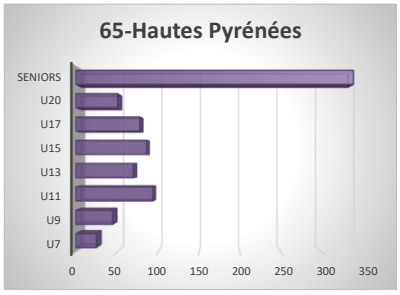

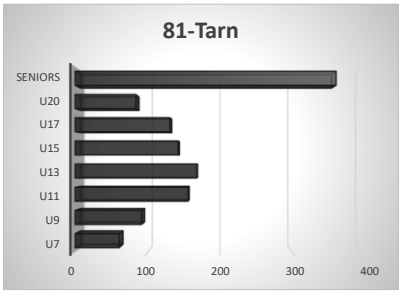

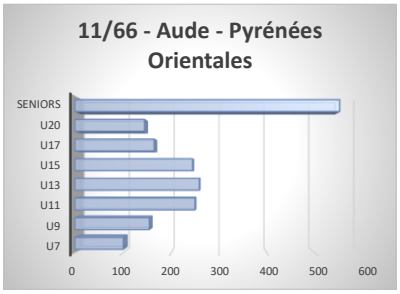

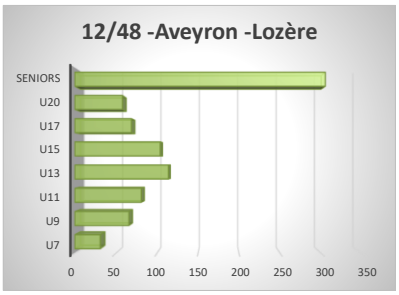

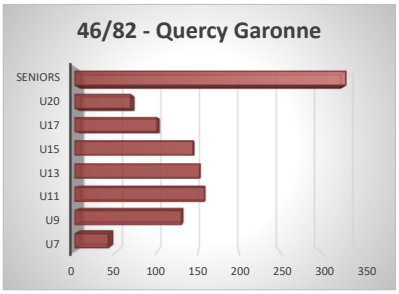

Ligue Occitanie de Basket-Ball

Etude Statistique - Mars 2021
au 1er Mars 2021 par rapport au 1er Mars 2020
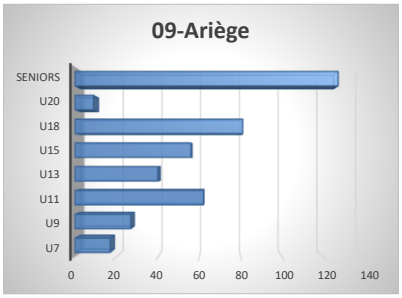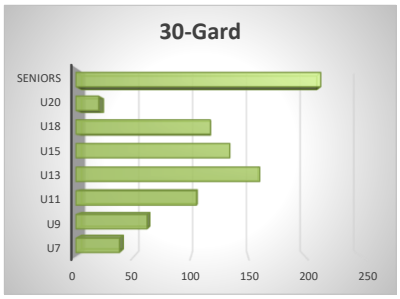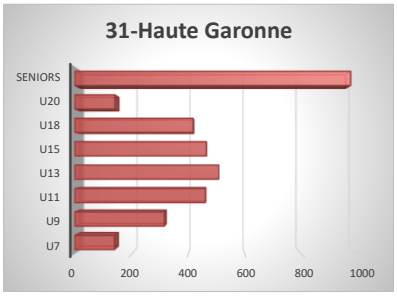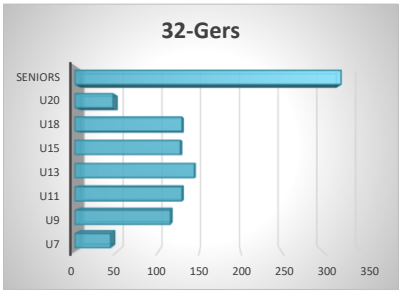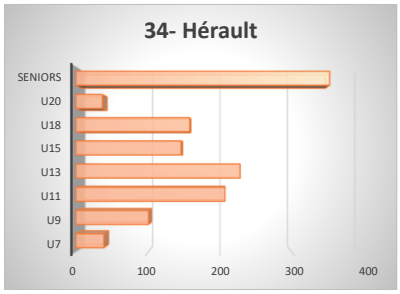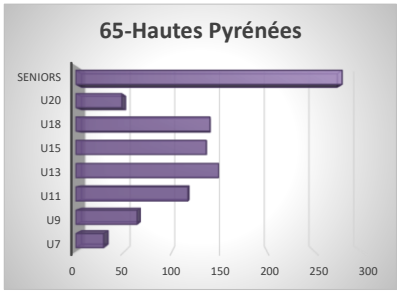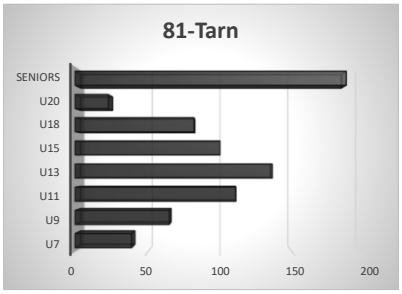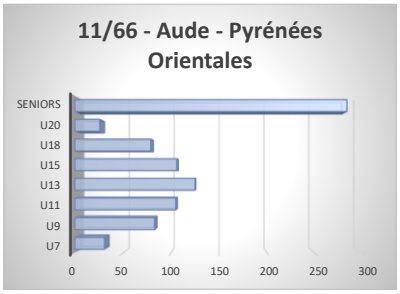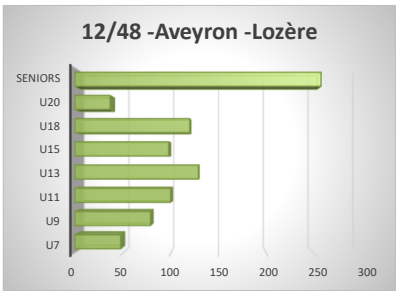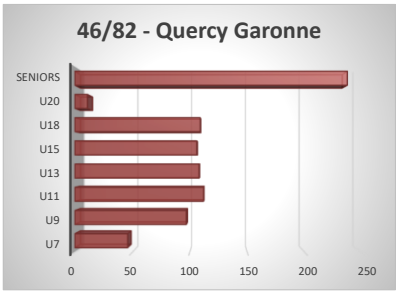
Féminin	U7	U9	U11	U13	U15	U18	U20	Seniors	Total
09-Ariège	17	27	62	40	56	81	9	127	419
30-Gard	38	62	105	160	134	117	20	213	849
31-Haute Garonne	140	316	461	508	464	417	142	973	3421
32-Gers	43	115	129	144	127	129	46	321	1054
34- Hérault	39	101	207	228	146	158	37	352	1268
65-Hautes Pyrénées	29	64	117	149	136	140	48	278	961
81-Tarn	39	65	111	136	100	82	23	187	743
11/66 - Aude - Pyrénées Orientales	31	83	105	125	106	79	26	283	838
12/48 -Aveyron -Lozère	48	79	100	129	98	120	37	257	868
46/82 - Quercy Garonne	46	97	112	108	106	109	11	237	826
LIGUE OCCITANIE	470	1009	1509	1727	1473	1432	399	3228	11247