OCCITANIE BASKETBALL

ETUDE STATISTIQUE

01/10/2020

Ligue Occitanie de Basket-Ball

Etude Statistique - Octobre 2020

au 1er Octobre 2020 par rapport au 1er Octobre 2019

01/10/2020	Total	Total D-1	Total Masc	Evol Masc/ D-1	Total Masc D-1	Total Fem	Evol Fem /D-1	Total Fem D-1
09-Ariège	836	781	491	39	452	345	16	329
30-Gard	1869	1962	1267	-28	1295	602	-65	667
31-Haute Garonne	7570	7673	4762	-17	4779	2808	-86	2894
32-Gers	1481	1620	679	-53	732	802	-86	888
34- Hérault	2772	3128	1921	-254	2175	851	-102	953
65-Hautes Pyrénées	1391	1443	628	-2	630	763	-50	813
81-Tarn	1252	1171	747	23	724	505	58	447
11/66 - Aude - Pyrénées Orientales	1739	1829	1206	-31	1237	533	-59	592
12/48 -Aveyron -Lozère	1118	1309	522	-86	608	596	-105	701
46/82 - Quercy Garonne	1366	1458	767	-53	820	599	-39	638
Ligue Occitanie	**21394**	**22374**	**12990**	**-462**	**13452**	**8404**	**-518**	**8922**
	-4,4%							

Saison 2019/2020	PAR RAPPORT A LA FIN DE SAISON DERNIERE ET POURCENTAGE							
	Total	Pourc. Lic	Total Masc	Ecart	Pourc. Lic	Total Fem	Ecart	Pourc. Lic
09-Ariège	1235	67,69%	726	-235	67,63%	509	-164	67,78%
30-Gard	3154	59,26%	2087	-820	60,71%	1067	-465	56,42%
31-Haute Garonne	10608	71,36%	6687	-1925	71,21%	3921	-1113	71,61%
32-Gers	2455	60,33%	1148	-469	59,15%	1307	-505	61,36%
34- Hérault	5242	52,88%	3661	-1740	52,47%	1581	-730	53,83%
65-Hautes Pyrénées	2121	65,58%	1003	-375	62,61%	1118	-355	68,25%
81-Tarn	2570	48,72%	1610	-863	46,40%	960	-455	52,60%
11/66 - Aude - Pyrénées Orientales	3315	52,46%	2257	-1051	53,43%	1058	-525	50,38%
12/48 -Aveyron -Lozère	2428	46,05%	1191	-669	43,83%	1237	-641	48,18%
46/82 - Quercy Garonne	2406	56,77%	1384	-617	55,42%	1022	-423	58,61%
Ligue Occitanie	**35534**	**60%**	**21754**	**-8764**	**60%**	**13780**	**-5376**	**61%**

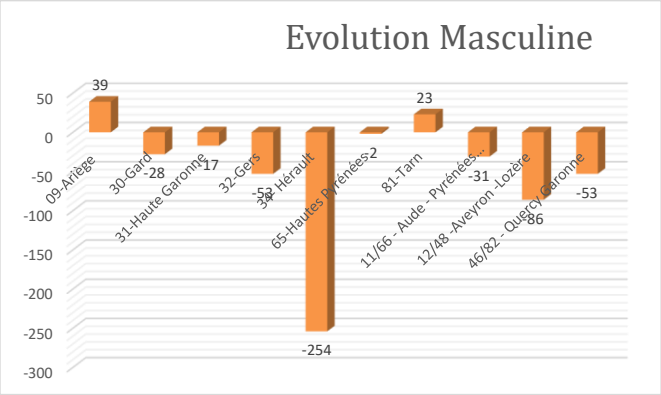

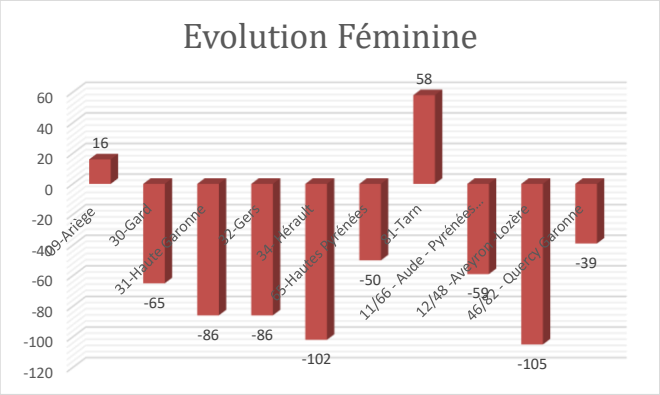

Ligue Occitanie de Basket-Ball

Etude Statistique - Octobre 2020

au 1er Octobre 2020 par rapport au 1er Octobre 2019

	Féminines			Masculins			Total		
01/10/2020	Seniors	Jeunes	MiniBasket	Seniors	Jeunes	MiniBasket	Seniors	Jeunes	MiniBasket
09-Ariège	119	157	69	171	224	96	290	381	165
30-Gard	183	341	78	421	610	236	604	951	314
31-Haute Garonne	979	1264	565	1519	2079	1164	2498	3343	1729
32-Gers	291	360	151	343	222	114	634	582	265
34- Hérault	312	373	166	680	763	478	992	1136	644
65-Hautes Pyrénées	254	393	116	314	220	94	568	613	210
81-Tarn	157	243	105	261	332	154	418	575	259
11/66 - Aude - Pyrénées Orientales	211	221	101	442	489	275	653	710	376
12/48 -Aveyron -Lozère	223	265	108	261	191	70	484	456	178
46/82 - Quercy Garonne	208	265	126	316	324	127	524	589	253
LIGUE OCCITANIE	2937	3882	1585	4728	5454	2808	7665	9336	4393
Ecart /saison 2019-2020	-1582	-1167	-2627	-2484	-2297	-3983	-4066	-3464	-6610

	Féminines			Masculins			Total		
Saison 2019/2020	Seniors	Jeunes	MiniBasket	Seniors	Jeunes	MiniBasket	Seniors	Jeunes	MiniBasket
09-Ariège	172	189	148	234	266	226	406	455	374
30-Gard	318	467	282	655	850	582	973	1317	864
31-Haute Garonne	1305	1456	1160	2017	2423	2247	3322	3879	3407
32-Gers	447	451	409	491	335	322	938	786	731
34- Hérault	530	596	455	1205	1376	1080	1735	1972	1535
65-Hautes Pyrénées	358	432	328	454	276	273	812	708	601
81-Tarn	306	350	304	523	596	491	829	946	795
11/66 - Aude - Pyrénées Orientales	408	352	298	746	823	688	1154	1175	986
12/48 -Aveyron -Lozère	363	424	450	462	358	371	825	782	821
46/82 - Quercy Garonne	312	332	378	425	448	511	737	780	889
LIGUE OCCITANIE	4519	5049	4212	7212	7751	6791	11731	12800	11003

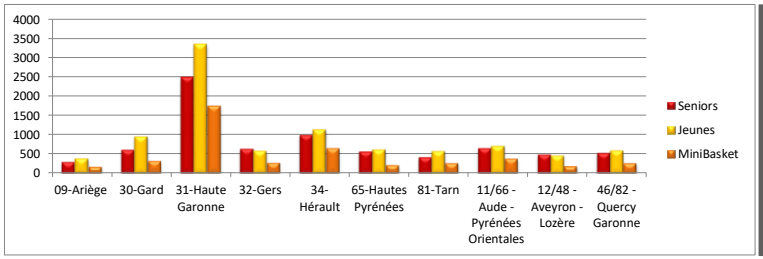

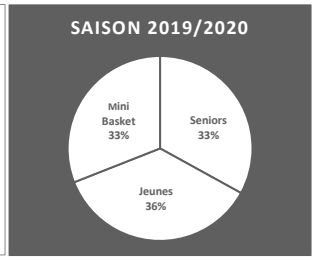

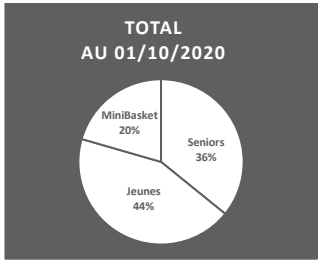

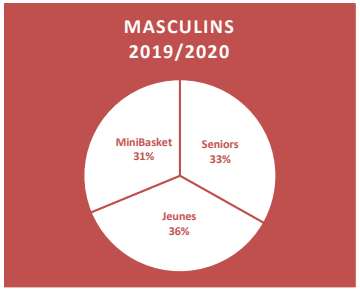

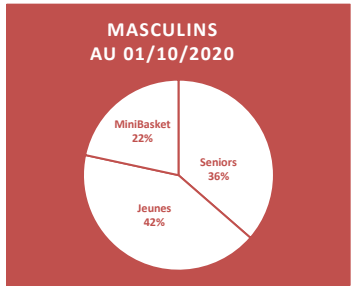

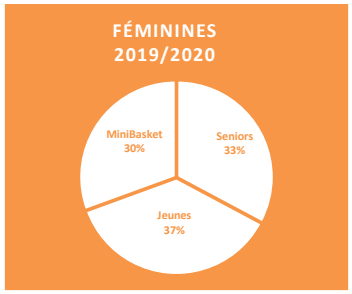

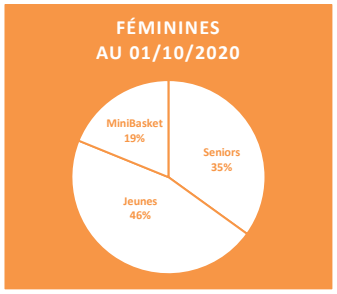

Ligue Occitanie de Basket-Ball

Etude Statistique - Octobre 2020
au 1er Octobre 2020 par rapport au 1er Octobre 2019

Comités	Total Masc	Total Fem	TOTAL
09-Ariège	491	345	836
30-Gard	1267	602	1869
31-Haute Garonne	4762	2808	7570
32-Gers	679	802	1481
34- Hérault	1921	851	2772
65-Hautes Pyrénées	628	763	1391
81-Tarn	747	505	1252
11/66 - Aude - Pyrénées Orientales	1206	533	1739
12/48 -Aveyron -Lozère	522	596	1118
46/82 -Quercy Garonne	767	599	1366
LIGUE OCCITANIE	12990	8404	21394

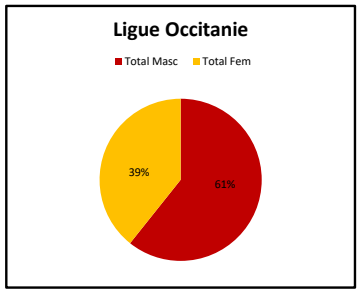

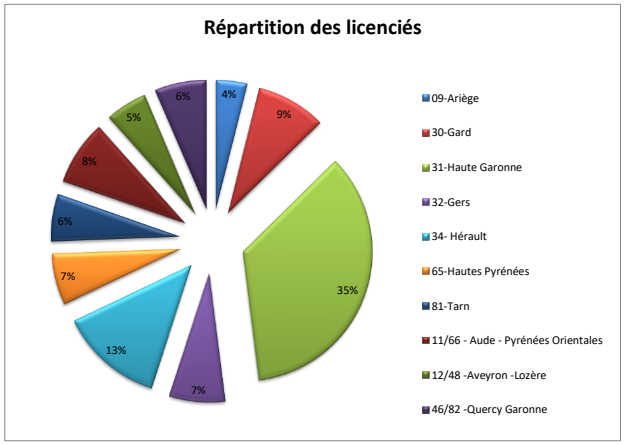

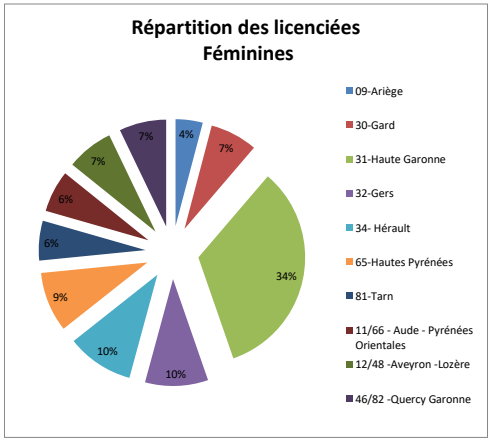

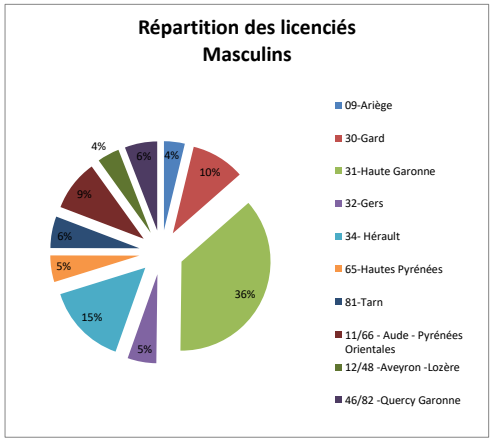

Ligue Occitanie de Basket-Ball

Etude Statistique - Octobre 2020
au 1er Octobre 2020 par rapport au 1er Octobre 2019

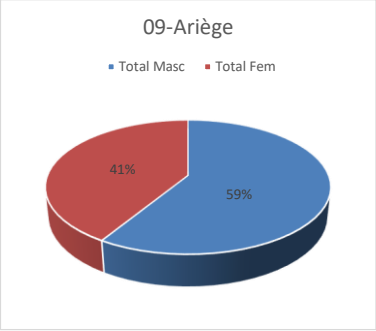

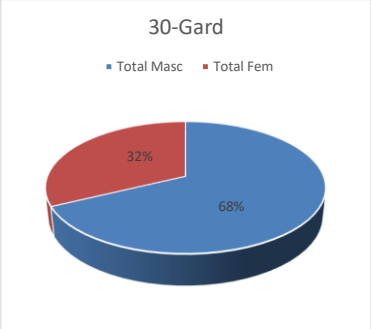

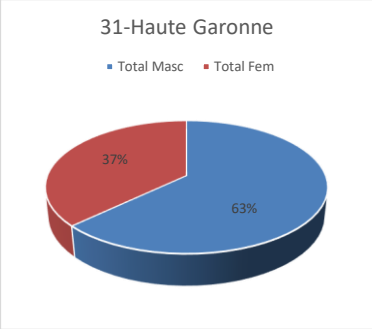

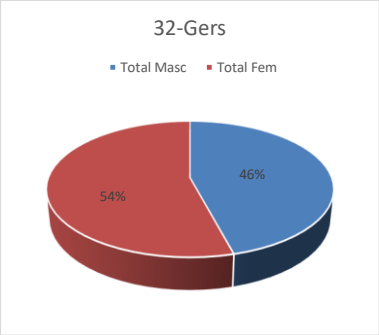

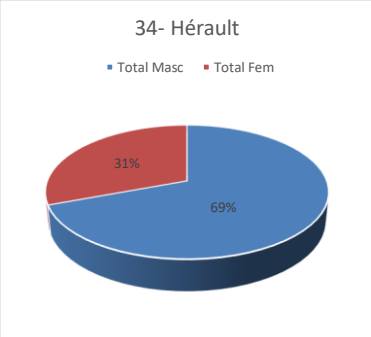

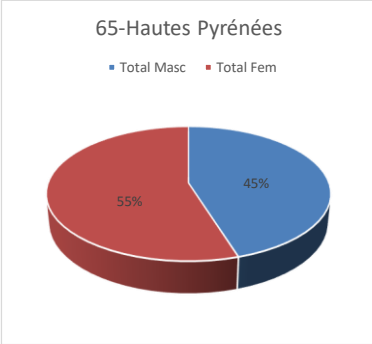

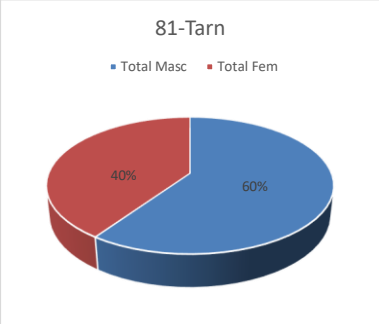

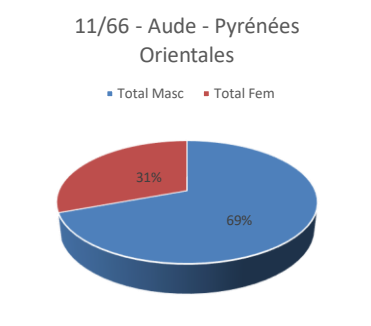

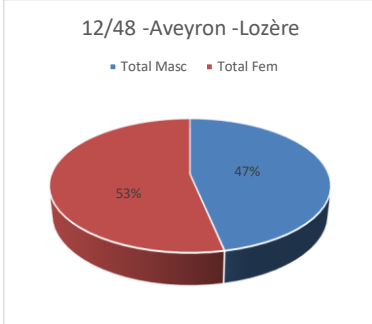

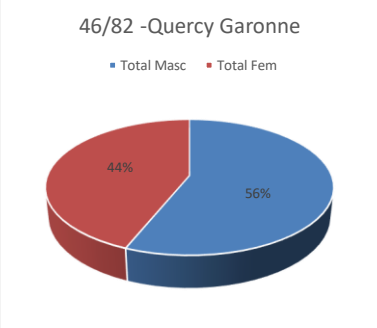

Ligue Occitanie de Basket-Ball

Etude Statistique - Octobre 2020

au 1er Octobre 2020 par rapport au 1er Octobre 2019

Opération Basket Scolaire

01/10/2020	OBE	OBC	OBL	Total	Evolution n-1	Total n-1
09-Ariège	0	0	0	0	0	0
30-Gard	0	0	0	0	0	0
31-Haute Garonne	0	0	0	0	0	0
32-Gers	0	0	0	0	-298	298
34- Hérault	0	0	0	0	-339	339
65-Hautes Pyrénées	0	0	0	0	0	0
81-Tarn	208	0	0	208	161	47
11/66 - Aude - Pyrénées Orientales	0	0	0	0	-235	235
12/48 -Aveyron -Lozère	293	0	0	293	178	115
46/82 -Quercy Garonne	0	0	0	0	-18	18
LIGUE OCCITANIE	**501**	**0**	**0**	**501**	**-551**	**1052**

FFBB	**14561**	**0**	**0**	**14 561**	**-16 482**	**31043**

Ligue Occitanie de Basket-Ball

Etude Statistique - Octobre 2020
au 1er Octobre 2020 par rapport au 1er Octobre 2019

Total	U7	U9	U11	U13	U15	U17	U20	Seniors	Total
09-Ariège	19	57	89	104	132	111	54	270	836
30-Gard	54	110	150	286	277	277	164	551	1869
31-Haute Garonne	167	616	946	1133	1055	857	594	2202	7570
32-Gers	25	98	142	200	181	148	128	559	1481
34- Hérault	66	208	370	400	367	288	185	888	2772
65-Hautes Pyrénées	16	63	131	198	195	160	120	508	1391
81-Tarn	29	76	154	227	167	139	86	374	1252
11/66 - Aude - Pyrénées Orientales	50	113	213	250	243	154	136	580	1739
12/48 -Aveyron -Lozère	30	60	88	163	140	104	104	429	1118
46/82 - Quercy Garonne	24	87	142	202	192	144	94	481	1366
LIGUE OCCITANIE	**480**	**1488**	**2425**	**3163**	**2949**	**2382**	**1665**	**6842**	**21394**

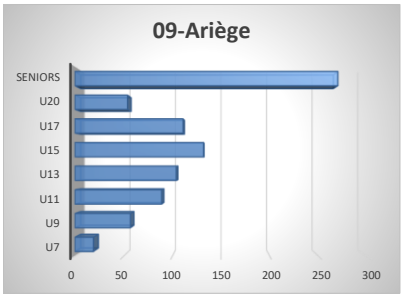

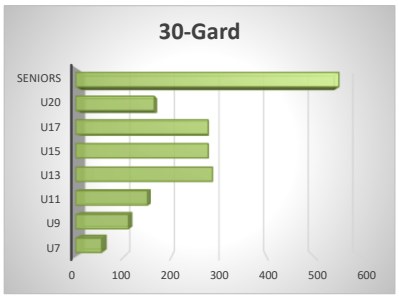

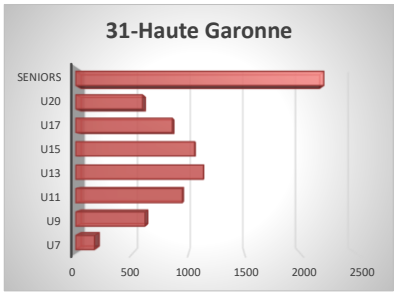

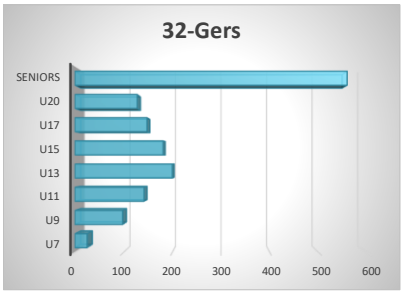

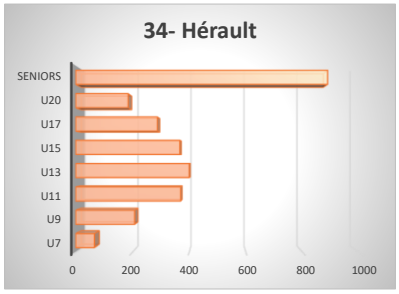

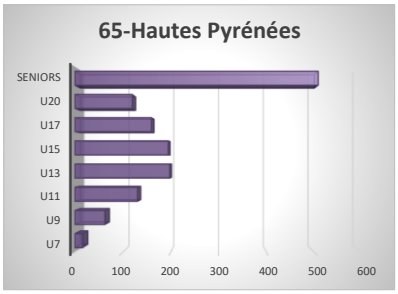

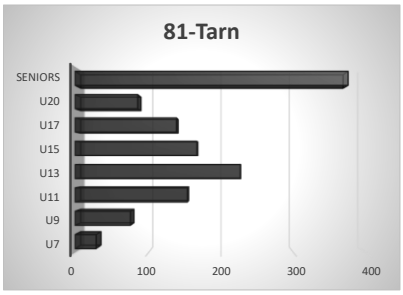

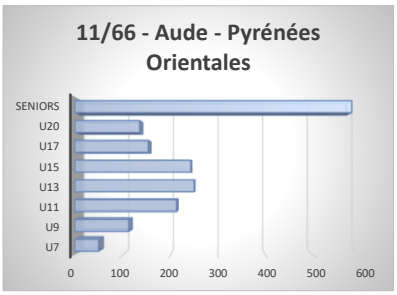

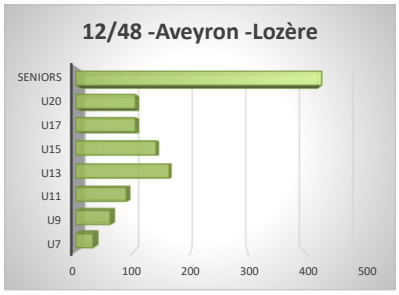

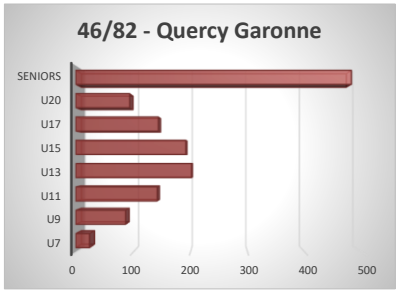

Ligue Occitanie de Basket-Ball

Etude Statistique - Octobre 2020
au 1er Octobre 2020 par rapport au 1er Octobre 2019

Masculin	U7	U9	U11	U13	U15	U17	U20	Seniors	Total
09-Ariège	11	42	43	71	83	58	24	159	491
30-Gard	42	87	107	155	170	201	122	383	1267
31-Haute Garonne	123	432	609	670	645	572	360	1351	4762
32-Gers	15	39	60	71	62	65	62	305	679
34- Hérault	53	161	264	259	262	202	113	607	1921
65-Hautes Pyrénées	9	23	62	57	77	67	44	289	628
81-Tarn	16	48	90	117	93	96	52	235	747
11/66 - Aude - Pyrénées Orientales	40	79	156	165	169	113	99	385	1206
12/48 -Aveyron -Lozère	9	29	32	75	59	42	39	237	522
46/82 - Quercy Garonne	7	45	75	113	108	77	60	282	767
LIGUE OCCITANIE	**325**	**985**	**1498**	**1753**	**1728**	**1493**	**975**	**4233**	**12990**

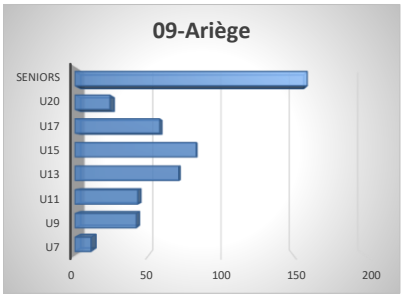

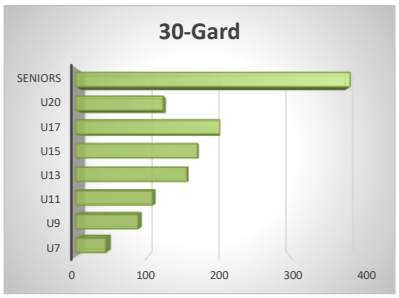

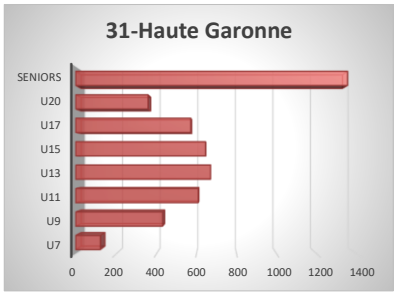

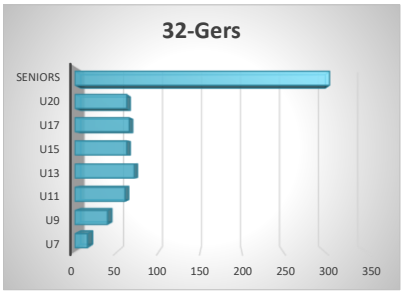

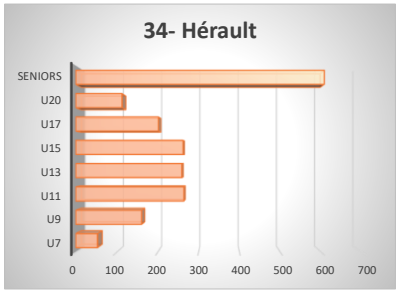

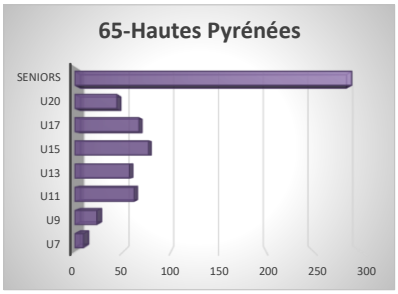

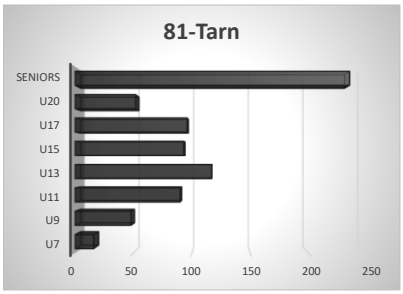

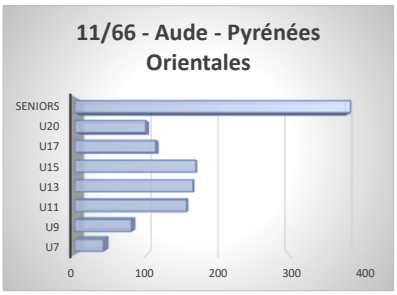

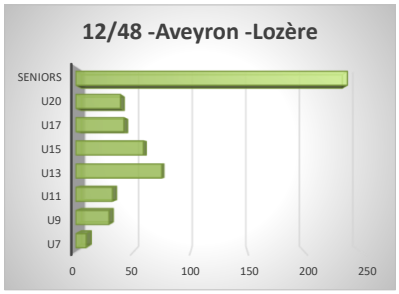

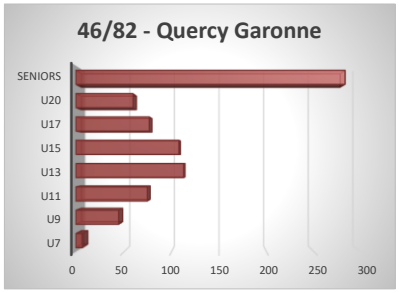

Ligue Occitanie de Basket-Ball

Etude Statistique - Octobre 2020
au 1er Octobre 2020 par rapport au 1er Octobre 2019
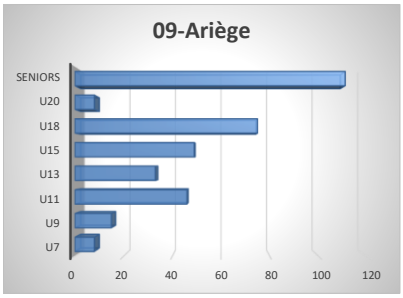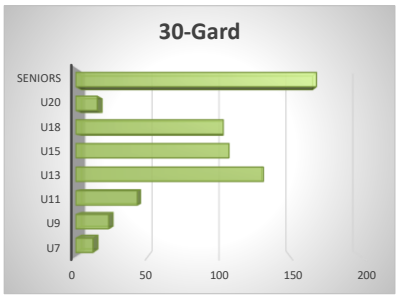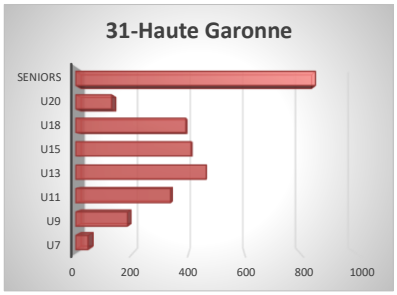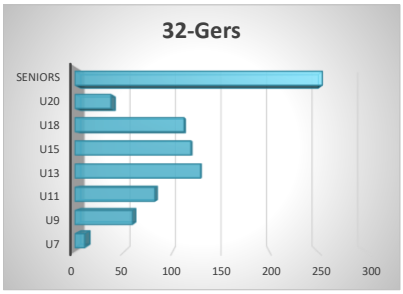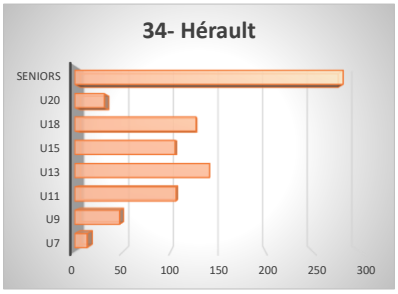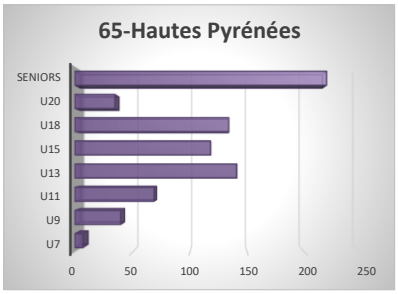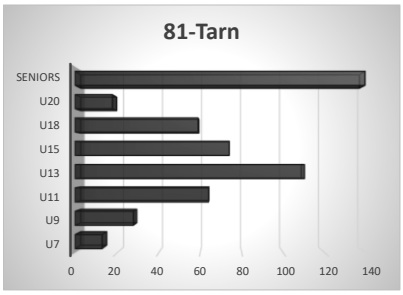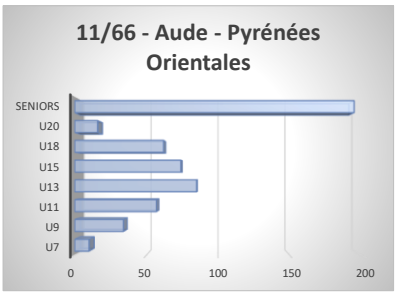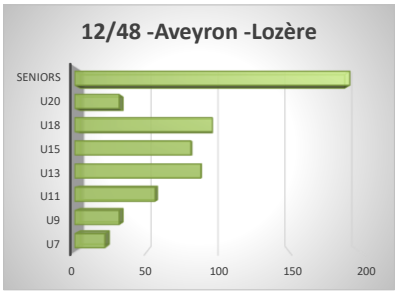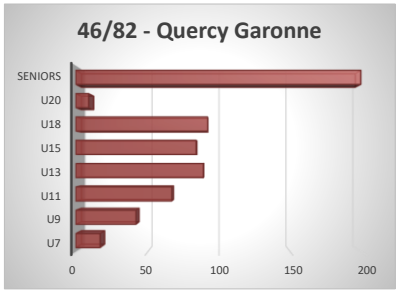
Féminin	U7	U9	U11	U13	U15	U18	U20	Seniors	Total
09-Ariège	8	15	46	33	49	75	8	111	345
30-Gard	12	23	43	131	107	103	15	168	602
31-Haute Garonne	44	184	337	463	410	391	128	851	2808
32-Gers	10	59	82	129	119	112	37	254	802
34- Hérault	13	47	106	141	105	127	31	281	851
65-Hautes Pyrénées	7	40	69	141	118	134	35	219	763
81-Tarn	13	28	64	110	74	59	18	139	505
11/66 - Aude - Pyrénées Orientales	10	34	57	85	74	62	16	195	533
12/48 -Aveyron -Lozère	21	31	56	88	81	96	31	192	596
46/82 - Quercy Garonne	17	42	67	89	84	92	9	199	599
LIGUE OCCITANIE	**155**	**503**	**927**	**1410**	**1221**	**1251**	**328**	**2609**	**8404**